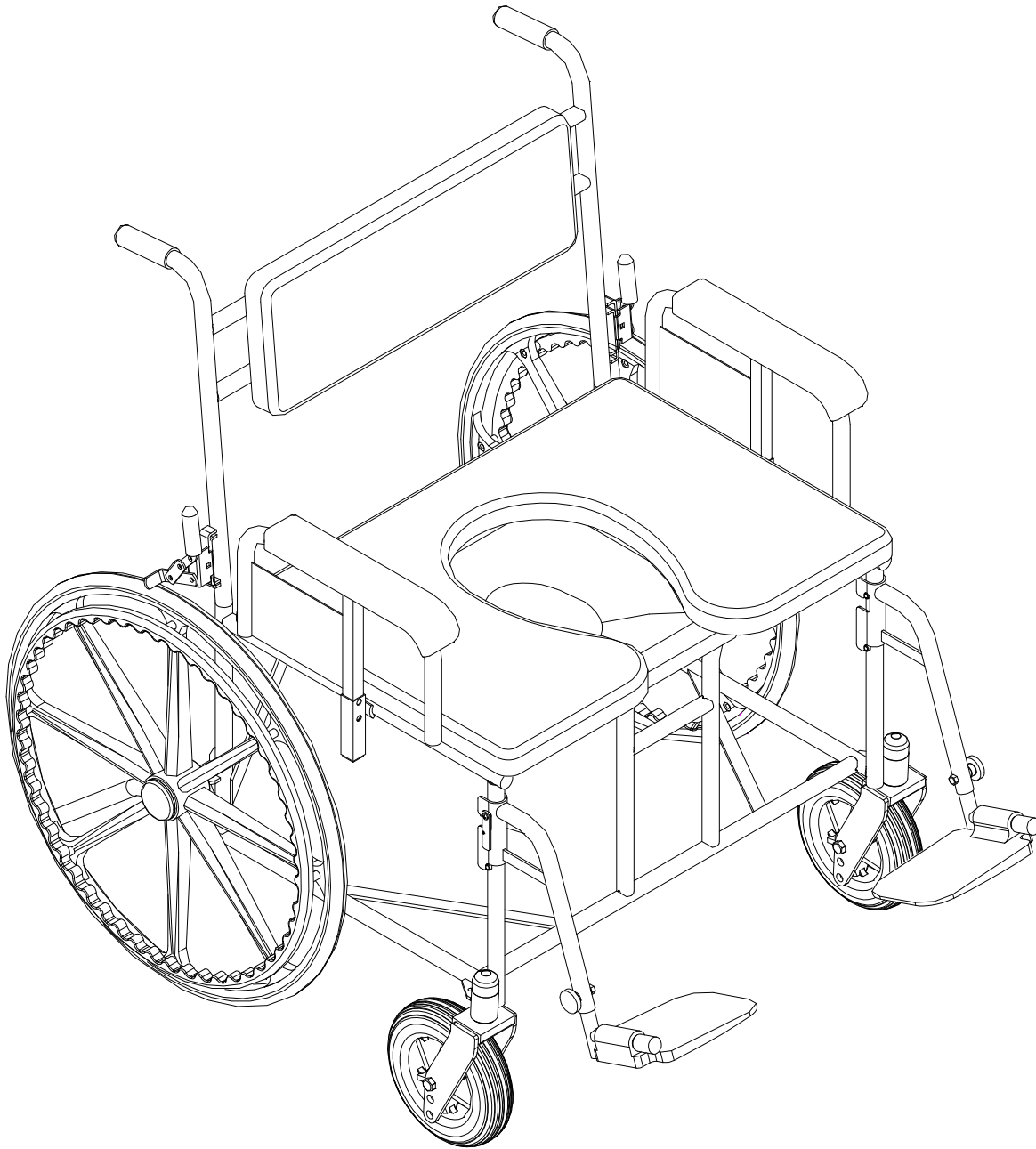


Owner's Manual

5200, 5215, 5225



Bariatric Shower/Commode Chair *by GENDRON*

BARIATRIC REHAB LEADERSHIP

520 W. Mulberry Street – Suite 100 * Bryan, OH 43506 U.S.A.

800/537-2521 * FAX 419/636-9261

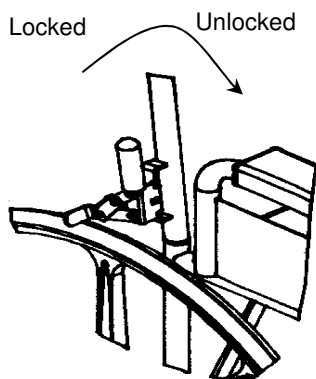
Thank you for choosing Gendron!

Founded in 1872, Gendron is the oldest manufacturer of wheelchairs in the United States. Gendron occupies over 65,000 square feet of manufacturing space utilizing state-of-the-art equipment, technology and manufacturing processes. Because we control, in house, most all manufacturing, we can guarantee superior quality and unparalleled service that you can rely upon.

Your Shower/Commode chair has been carefully assembled at our plant in Northwest Ohio. With proper care and maintenance, it will provide many years of reliable service. Before using your chair, please read this manual thoroughly.

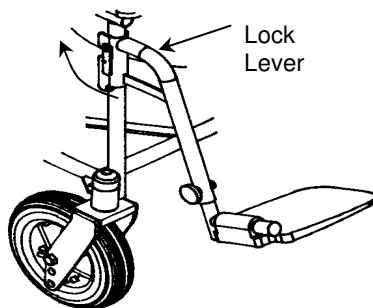
CHAIR MAINTENANCE AND SAFETY INSPECTION

“Uni-Mold” Mag Composite Wheels- Our exclusive wheel design is high strength, low maintenance, and lightweight. One piece molded construction guarantees superior rollability and performance. Outlasts conventional tires by up to three times. Periodically examine tires for wear. Worn tires will make your wheelchair difficult to propel. Both wheels should be replaced at the same time to prevent chair from pulling to one side



24” Wheels- Adjust loose or wobbly wheels. First remove hub cap. Remove all dirt and lint from outside of bearings. Loosen axle locknut. Tighten axle bolt into axle bushing until snug and all wobble is eliminated. Back off about 1/8 turn. Retighten locknut. Tilt the wheel chair to one side and spin the wheel. If it stops abruptly, it is too tight. Readjust the axle bolt. Replace hub cap.

Brakes- As tires wear, adjust the brakes to prevent 24” wheels from turning when the wheel locks are engaged. To adjust, loosen the locknut located on the clamp bracket. Slide the wheel lock on rail to proper position. Retighten the locknut. If wheel locks become worn replace immediately.



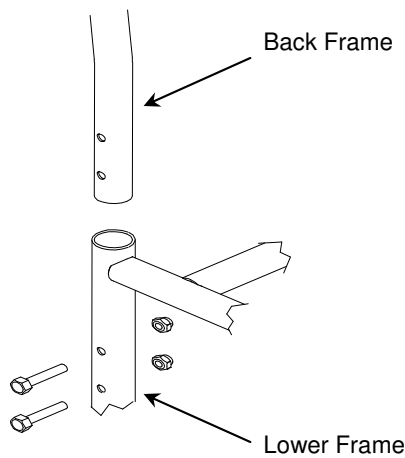
8” Casters- Adjust wheels that are loose and casters that flutter. The 8” wheel is secured to the caster fork by an axle bolt and nut. To adjust, rotate bolt and lock with locknut. The wheel should be snug but free spinning.

If the caster flutters, remove the caster cap. Adjust the lock nut located under the caster cap, tighten until snug and take-up all play. Back-off about 1/8 turn. Caster must rotate freely. Replace caster cap.

Footrests- Footrests are length adjustable. A simple through bolt provides quick and easy adjustments. To remove footrests rotate lock levers up and lift footrest assembly off.

Seat and Back Pads- Only premium grade urethane foam is used. Replace immediately if material is cracked or mounting holes are stripped. To ensure uniform appearance, both seat and back should be replaced together.

Cleaning and Polishing- All components may be cleaned with warm water and a mild detergent. Wipe dry immediately with a soft clean cloth



Back Assembly- Insert back assembly into lower frame and line up the two holes in back assembly with two holes in the lower frame. Insert bolt through hole and install nut. Repeat alignment on other side and install the other three bolts and nuts. Tighten all bolts and nuts until snug.

WARNING!

- You must heed the following warnings. Read all instructions before using the shower commode chair.
- **Failure to observe these safety warnings may result in personal injury or mechanical failure.**
- **Never lift the shower commode chair while it is occupied.**
- Do not lift the chair by any removable parts including armrests and footrests. Lifting the chair by these parts, even if the chair is not occupied, may cause personal injury or damage to the chair.
- Maximum weight capacity for the chair is 750 Lbs. Do not exceed the weight limit of the chair.
- Be sure armrests are locked in position.
- Do not stand on footrests. When entering or exiting the chair, always fold up the footrests.
- Always be sure the brakes are locked when entering or exiting the chair.
- Chair can safely go over a 1 3/4" shower threshold.
- Do not tilt the chair back when occupied.
- Do not attempt to go up or down steps.
- Do not ride over curbs or obstacles.
- Do not use the chair outdoors.
- Do not use the chair on a slope grade steeper than 10%. (A 10% slope grade means one foot in elevation for every ten feet of slope length.)
- Do not park the chair on an incline.
- Do not operate on slippery surfaces.
- Do not move forward in seat to reach for objects. Do not pick objects up from the floor by reaching down Between your knees.
- Wipe the shower chair dry immediately after use.

Model No.....

Serial No.....

Date of purchase.....

BUILT, INSPECTED & PACKED BY: DATE BUILT:

LIMITED WARRANTY

This limited warranty is extended to the original purchaser/user and cannot be transferred.

The Shower/Commode Chair frame is warranted for 2 years against defects in material and workmanship. All other components are warranted for 1 year against defects in material and workmanship.

Defective parts will be repaired or replaced by the company or its appointed agent. The warranty does not cover damage caused by misuse or negligence, nor does it cover defects or damages by use of unauthorized parts or service by an unauthorized person.

This warranty gives you specific legal rights, and you may also have other rights that vary from state to state. Do not return merchandise without prior authorization. All correspondence relating to this warranty must indicate Model number and Serial number and be addressed to:

GENDRON, INC.
520 W. Mulberry Street – Suite 100
Bryan, Ohio 43506

NOTICE

FREIGHT DAMAGE -The carrier who delivers merchandise to your door is responsible for loss and damages. Acceptance of the shipment by you is acknowledgment that all articles delivered were in good condition and properly packed. Therefore, all claims for loss or damage must be filed immediately with the freight carrier. Then notify us. We will mark our records accordingly. After settling claim, damaged merchandise will be picked up by the freight carrier and returned. Should you need assistance with the claim, call our customer service at 800-537-2521.

RETURN GOODS - Within 60 days from date of purchase returns will be subject to a handling and re-stocking charge plus any additional costs resulting from damage or use. After 60 days from date of purchase: Gendron Inc. reserves the right to not accept return goods for any reason. If accepted, the amount of credit will be at the discretion of Gendron Inc. Returned merchandise without prior authorization will not be accepted.